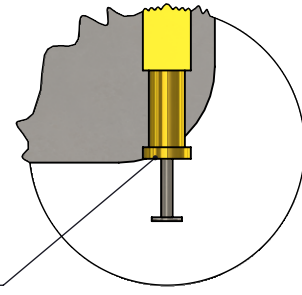


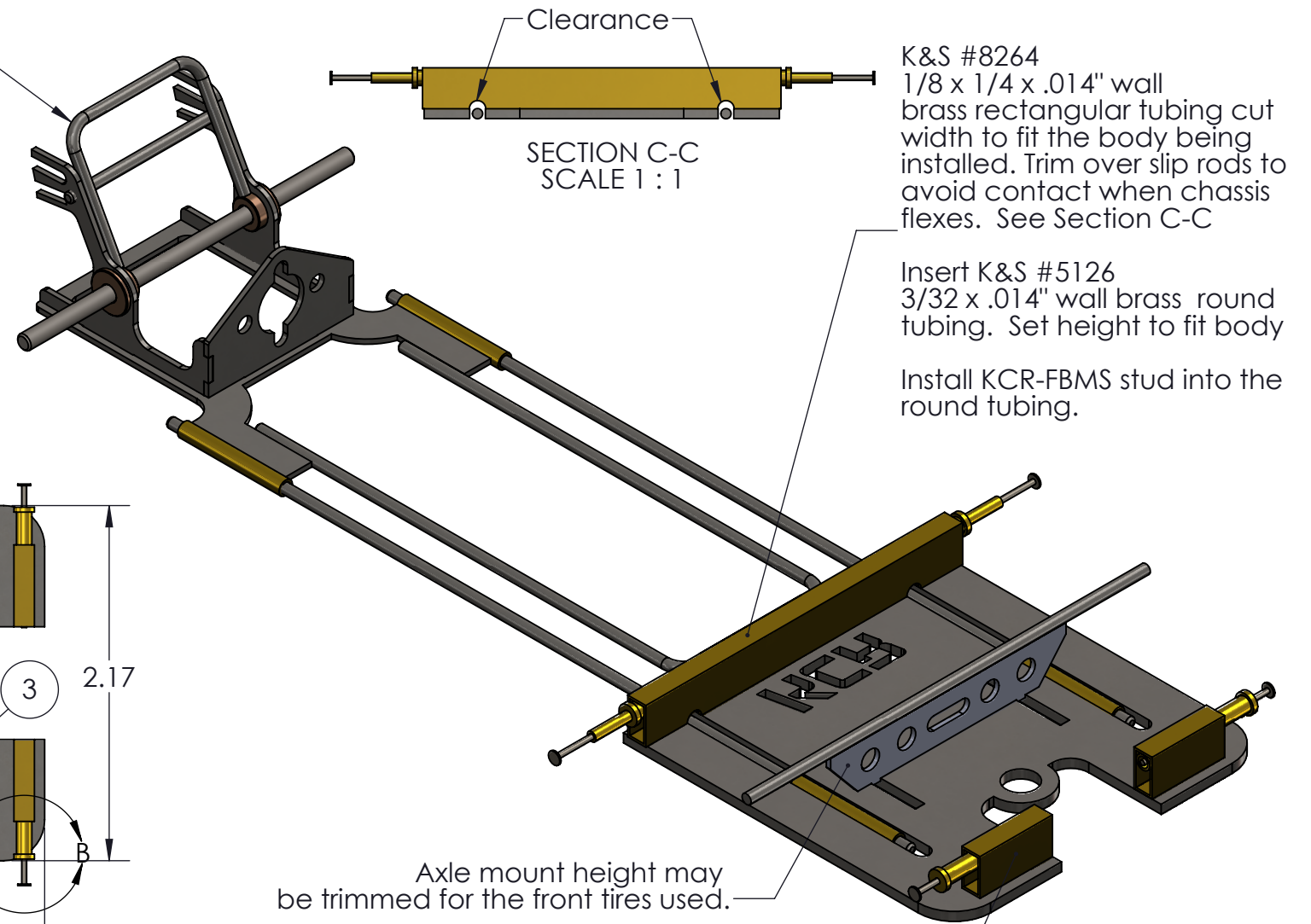
DETAIL A  
SCALE 2 : 1



DETAIL B  
SCALE 2 : 1

trim end  
to fit body

Rear body rest  
1/16" wire formed  
to fit inside rear axle  
mount. Set height to  
for the body being  
installed.  
Do not pin to allow  
chassis flex.



SECTION C-C  
SCALE 1 : 1

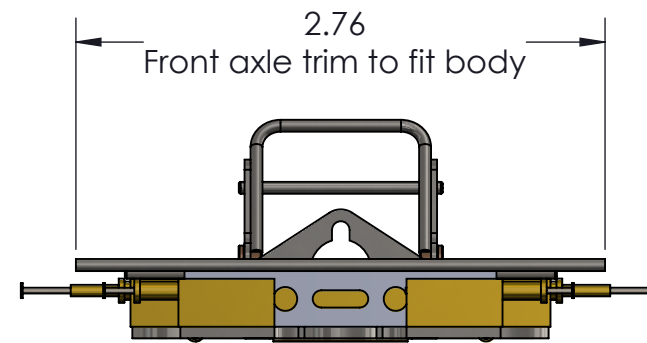
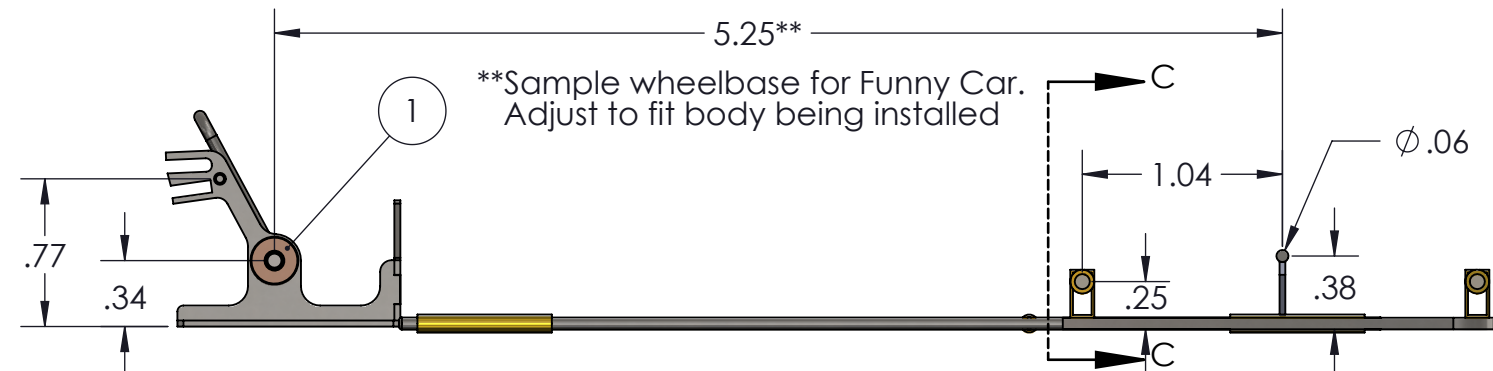
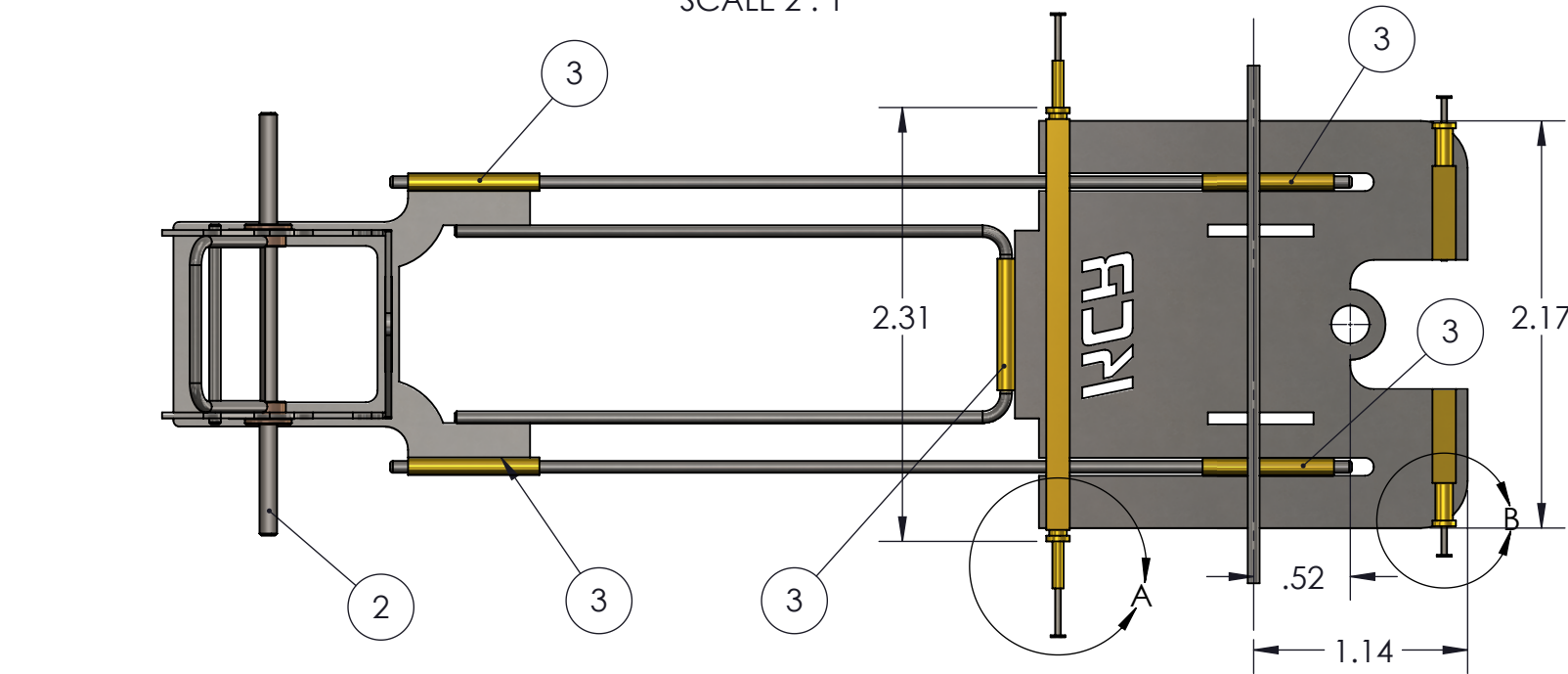
K&S #8264  
1/8 x 1/4 x .014" wall  
brass rectangular tubing cut  
width to fit the body being  
installed. Trim over slip rods  
to avoid contact when chassis  
flexes. See Section C-C

Insert K&S #5126  
3/32 x .014" wall brass round  
tubing. Set height to fit body

Install KCR-FBMS stud into the  
round tubing.

Axle mount height may  
be trimmed for the front tires used.

**OPTIONAL FRONT LOCATION**  
Same parts as rear mount position  
trimmed to clear guide flag in center



2.76  
Front axle trim to fit body

\*\*Sample wheelbase for Funny Car.  
Adjust to fit body being installed

ITEM NO.	PART NUMBER	DESCRIPTION	QTY.
3	KCR-BT332	3/32" x 0.7" long tube	5
2	KCR-332214F	3/32" Axle with Flat	1
1	KCR-625	3/32" Bushing	2



The contents of this document are provided on a restricted basis and are not to be used in any way detrimental to the interests of KC Racing. Copyright © KC Racing. All rights reserved.

Tolerances +/- .005 [0.13] unless noted  
Primary units - inches, metric [mm]

KCR-2SS(SHD) 5.25" wheelbase

